## SALVATIONS

# TOTAL SALVATION: 26

**Sunday Salvations**
24

**Citizen Youth Salvatons**
2

## PRAYER

*21 days of possible attendance*
**21 DAYS OF POSSIBLE ATTENDANCE:** 127

*Tuesday & Thursday prayer*
**TUESDAY & THURSDAY PRAYER:** 230

*First Things First*
**FIRST THINGS FIRST:** 98

SUNDAY EXPERIENCES

## SUNDAY EXPERIENCES

Sunday Experiences

**TTN:** 1610

**DLS:** 636

**ONL:** 2928

## EVENTS

*Events*

| | |
|---|---|
| VISION DAY:VISION DAY | 314 |
| HEART FOR THE HOUSE SUNDAY | 292 |

ON DEMAND

## ON DEMAND

| Vimeo | Facebook | YouTube |
|---|---|---|
| 568 | 1367 | 985 |

**GRAND TOTAL ON DEMAND**
2,920

Sunday Experiences

## PRAYER

| | |
|---|---|
| HEART FOR THE HOUSE GIVING | $69,262.11 |
| HEART FOR THE HOUSE PLEDGED | $207,741.50 |
| HEART FOR THE HOUSE GOAL | $300,000 |
| TOTAL GIVING | $400,556.29 |

Team

## TEAM

| | |
|---|---|
| GROWTH TRACKATTENDEES | 16 |
| TEAM MEMBERS ADDED | 12 |
| TEAM MEMBERS SERVING | 214 |
| TEAM EXPRESS | 36 |

MINISTRIES

## MINISTIES

**CITIZEN KIDS**

| TTN | DLS | BABY DEDICATIONS |
|---|---|---|
| 339 | 157 | 6 |

Citizen youth

## CITIZEN YOUTH

| | |
|---|---|
| CY SALVATIONS | 2 |
| FIRST FRIDAY ATTENDANCE | 77 |
| CY EVENTS | 61 |

Heights Men

## HEIGHTS MEN

| | |
|---|---|
| WEDNESDAY MIDWEEK CALLS ATTENDANCE | 30 |

2022 2ND QUARTER REPORT

CITIZEN HEIGHTS

# 2nd Quarter 2022 Report

2022 2ND QUARTER REPORT

## SALVATIONS

TOTAL SALVATIONS 67

| Sunday Salvations | Citizen Youth Salvations | Water Baptisms |
|---|---|---|
| 62 | 5 | 11 |

## PRAYER

Tuesday & Thursday Prayer
TUESDAY & THURSDAY PRAYER: 331

First Things First
FIRST THINGS FIRST: 115

TOTAL HOURS PRAYED: 197.75

## SUNDAY EXPERIENCES

Sunday Experiences

TENLEYTOWN: 2134

DULLES: 854

ONLINE: 2454

TOTAL: 5442

## EVENTS

Events

| | |
|---|---|
| GOOD FRIDAY | 181 |
| EASTER SUNDAY | 620 |
| MOTHER'S DAY | 486 |
| FATHER'S DAY | 319 |




## ON DEMAND

| Vimeo | Facebook | YouTube |
|---|---|---|
| 876 | 421 | 887 |

GRAND TOTAL ON DEMAND 2,184

## GIVING

Team

HEART FOR THE HOUSE GIVING $44,323.87

TOTAL GIVING $485,166.97

## TEAM

| | |
|---|---|
| GROWTH TRACK ATTENDEES | 16 |
| TEAM MEMBERS ADDED | 6 |
| TEAM MEMBERS SERVING | 177 |
| ALL TEAM LUNCH | 80 |

## CITIZEN GROUPS

| | |
|---|---|
| GROUPS | 38 |
| LEADERS | 38 |
| GROUP MEMBERS | 174 |

## MINI STRIDES

## MINISTRIES

CITIZEN KIDS

| TTN | DLS |
|---|---|
| 392 | 162 |

TOTAL ATTENDANCE: 554

## CITIZEN YOUTH

Citizen Youth

| | |
|---|---|
| CY SALVATIONS | 5 |
| FIRST FRIDAY ATTENDANCE | 90 |

## HEIGHTS SISTERHOOD

Heights Sisterhood

SPRING SISTERHOOD GATHERING

76

## HEIGHTS MEN

Heights Men

| | |
|---|---|
| WEDNESDAY MIDWEEK CALL | 208 |
| EVENTS | 33 |

## OUR REACH

Our Reach

| Mailed Invitations | Door Hangers | Children Reached | Salvation |
|---|---|---|---|
| 70,000 | 300 | 120 | 30+ |
| EASTER INVITATIONS MAILED | DOOR HANGERS DISTRIBUTED | CHILDREN REACHED THROUGH PRISON FELLOWSHIP CARE | SALVATIONS |

CITIZEN HEIGHTS

CITIZEN HEIGHTS

# 3rd Quarter 2022 Report

## SALVATIONS

TOTAL SALVATIONS 30

| Sunday Salvations | Citizen Youth Salvations |
|---|---|
| 27 | 3 |

## PRAYER

Tuesday & Thursday Prayer
**TUESDAY & THURSDAY PRAYER:** 339

First Things First
**FIRST THINGS FIRST:** 76

TOTAL HOURS PRAYED: 349

## SUNDAY EXPERIENCES

Sunday Experiences

**TENLEYTOWN:** 2038

**DULLES:** 820

**ONLINE:** 1916

**TOTAL:** 4774

## EVENTS

| | |
|---|---|
| FREEDOM SUNDAY | 470 |
| BACK TO CHURCH | 378 |

## ON DEMAND

| Vimeo | Facebook | YouTube |
|---|---|---|
| 72 | 971 | 290 |

GRAND TOTAL ON DEMAND 1,261

## GIVING

Team

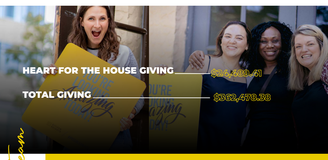

HEART FOR THE HOUSE GIVING $[illegible]

TOTAL GIVING $[illegible]

## TEAM

| | |
|---|---|
| GROWTH TRACK ATTENDEES | 14 |
| TEAM MEMBERS ADDED | 7 |
| TEAM MEMBERS SERVING | 178 |

## CITIZEN GROUPS

Mini Studies

| | |
|---|---|
| GROUPS | [illegible] |
| LEADERS | [illegible] |
| GROUP SIGN-UPS | [illegible] |

## MINISTRIES

CITIZEN KIDS

| TTN | DLS |
|---|---|
| 389 | 184 |

**TOTAL ATTENDANCE:** 573

Citizen Youth

## CITIZEN YOUTH

| | |
|---|---|
| CY SALVATIONS | 3 |
| FIRST FRIDAY ATTENDANCE | 75 |
| CY GUESTS | 4 |

Heights Men

## HEIGHTS MEN

| | |
|---|---|
| WEDNESDAY MIDWEEK CALL | 176 |
| EVENTS | 75 |

## SERVE DAY

| | |
|---|---|
| VOLUNTEERS | 17 |
| HOURS SERVED | 85 |

2 LOCATIONS: THE NORTHWEST CENTER & JANNEY ELEMENTARY SCHOOL



CITIZEN HEIGHTS

## SPIRITUAL FORMATION

**TOTAL SALVATIONS: 38**

## PRAYER

*Tuesday & Thursday Prayer*
**TUESDAY & THURSDAY PRAYER:** 228

*First Things First*
**FIRST THINGS FIRST:** 97

**TOTAL HOURS PRAYED: 228.5**

## SUNDAY EXPERIENCES

*Sunday Experiences*

**TENLEYTOWN:** 1751

**DULLES:** 733

**ONLINE:** 1745

**TOTAL:** 4229

## EVENTS

| | |
|---|---|
| FAMILY FUN FEST | 470 |
| CHRISTMAS SPECTACULAR | 378 |
| CHRISTMAS EVE | 486 |

ON DEMAND

## ON DEMAND

| | |
|---|---|
| 546 Facebook | 972 YouTube |

**GRAND TOTAL ON DEMAND**
**1,518**

## GIVING

*Team*

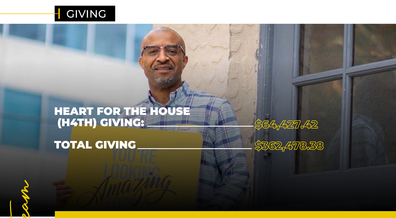

| | |
|---|---|
| HEART FOR THE HOUSE (H4TH) GIVING: | $84,437.42 |
| TOTAL GIVING | $162,478.38 |

## TEAM

| | |
|---|---|
| GROWTH TRACK ATTENDEES | 19 |
| TEAM MEMBERS ADDED | 19 |
| TEAM MEMBERS SERVING | 177 |
| ALL TEAM LUNCH | 71 |

## CITIZEN GROUPS

| | |
|---|---|
| GROUPS | 32 |
| LEADERS | 6 |
| GROUP MEMBERS | 114 |

MINISTRIES

## MINISTRIES

*Heights Childhood*

CITIZEN KIDS

| 317 | 204 |
|---|---|
| TTN | DLS |

**TOTAL ATTENDANCE: 521**

## HEIGHTS SISTERHOOD

*Heights Men*

FALL GATHERING:

**100**

## TOTAL GATHERING

| | |
|---|---|
| WEDNESDAY MIDWEEK CALLS | 216 |

CITIZEN HEIGHTS

CITIZEN HEIGHTS

# END OF THE YEAR *Report*

## SPIRITUAL FORMATION

**TOTAL SALVATIONS: 161**

## PRAYER

*Tuesday & Thursday Prayer*
**TUESDAY & THURSDAY PRAYER:** 1216

*First Things First*
**FIRST THINGS FIRST:** 384

**TOTAL HOURS PRAYED: 56.1 DAYS**

## SUNDAY EXPERIENCES

**TENLEYTOWN:** 7,533
**DULLES:** 3,043
**ONLINE:** 9,043
**TOTAL:** 19,619

## ON DEMAND

3,305 Facebook
3,134 YouTube

**GRAND TOTAL ON DEMAND**
6,511

## GIVING

*Team*

**HEART FOR THE HOUSE (14TH) GIVING:** $[illegible]
**TOTAL GIVING** $[illegible]

## TEAM

| | |
|---|---|
| GROWTH TRACK ATTENDEES | 65 |
| TEAM MEMBERS ADDED | 44 |
| TEAM MEMBERS SERVING | 185 |
| ALL TEAM LUNCH | 236 |

## CITIZEN GROUPS

| | |
|---|---|
| GROUPS | 48 |
| LEADERS | 80 |
| GROUP MEMBERS | 193 |

## MINISTRIES

CITIZENA ID'

| TTN | DLS |
|---|---|
| 359 | 176 |

**TOTAL ATTENDANCE:** 536

*Thought Life*

## HEIGHTS MEN

| | |
|---|---|
| WEDNESDAY MIDWEEK CALLS | 701 |
| EVENTS | 108 |

## HEIGHTS SISTERHOOD

ALL GATHERINGS:
176

*Thought Sisterhood*

*Our Reach*

## OUR REACH

| Invites | Hangers | Children | Salvation |
|---|---|---|---|
| 70,000 | 1000 | 120 | 30+ |
| EASTER INVITATIONS MAILED | DOOR HANGERS DISTRIBUTED | CHILDREN REACHED THROUGH PRISON FELLOWSHIP CARE | SALVATIONS |

## SERVE DAY

| | |
|---|---|
| VOLUNTEERS | 17 |
| HOURS SERVED | 85 |

2 LOCATIONS: THE NORTHWEST CENTER & JANNEY ELEMENTARY SCHOOL

CITIZEN HEIGHTS